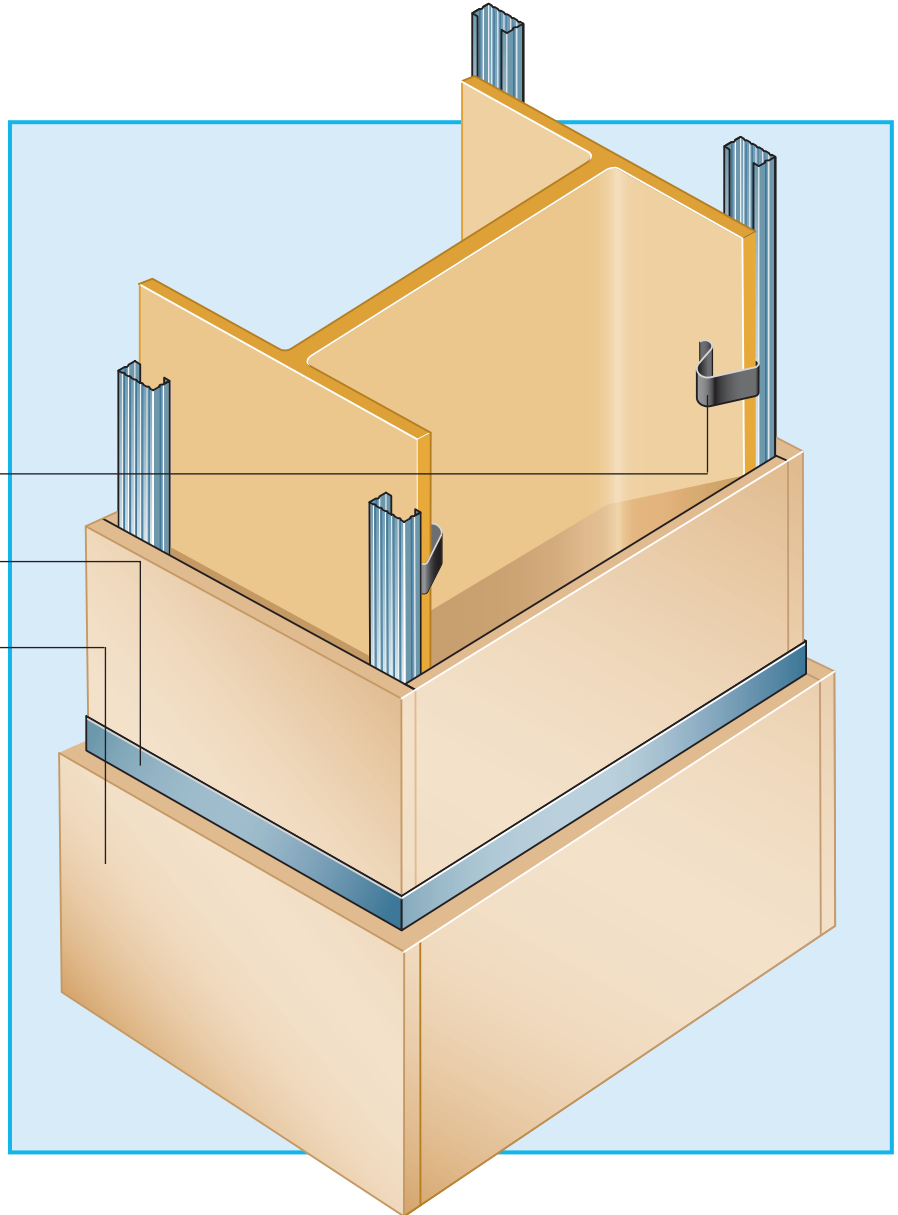


# Partitioning Systems

**NEW**

## Column & Beam Encasement

A high performance fire protection system to enclose structural I type columns and beams. This column and beam encasement system provides fire protection of up to 120 minutes



Spaced at 600mm centres

Flat Strap

Stagger plasterboard joints between layers by 300mm

### Benefits

- Fast & simple method to clad structural beams and columns
- Provides protection for 3 or 4 sided applications
- High level of fire protection
- No special installation techniques required
- Cost effective

### CONSTRUCTION

#### 4 Sided Column & Beam Encasement

Steel Framing clips are friction fitted to the column or beam flanges at maximum 800mm centres. Wall/Ceiling Liner is located over the clips to encase the column or beam. Fire Resistant plasterboard is fixed to the outside of the metal framework.

#### 3 Sided Column & Beam Encasement

Steel angle 25mm x 25mm x 90mm degree is located to both sides of the wall/soffit flange and secured at 600mm centres using suitable fixings. Steel

Framing clips are friction fitted to the other 2 column of beam flanges at maximum 800mm centres. Wall/Ceiling Liner is located over the clips to encase the column or beam. Fire Resistant plasterboard is fixed to the outside of the metal framework.

#### Board Installation

All layers of fire resistant plasterboard must be fixed at 300mm maximum centres to the framework using the appropriate length of screw with board joints staggered between layers. Partition Brace or Flat strip must be used behind any horizontal joint in the plasterboard.

Where the column or beam web flange

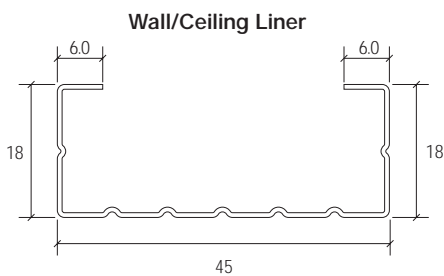
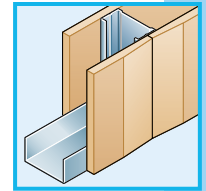
dimensions exceed 600mm addition support will be required for the plasterboard.

#### Board Installation

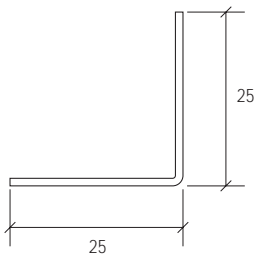
This system has been tested for up to 120minutes fire protection to the steel column or beam. Advice can be provided on the combination of fire resistant plasterboard needed to achieve the required fire protection. To determine the fire protection required the width, depth and weight of the column or beam will be required along with the type of construction being built ie.... 3 sided or 4 sided.

# Partitioning Systems

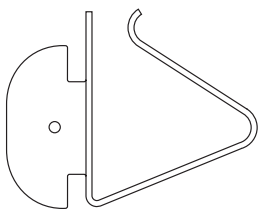
## Column & Beam Encasement




Angle



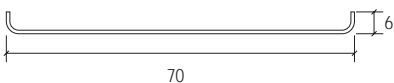
Steel Framing Clip



Flat Bracing Strip



Partition Brace



### Ceiling Liner System



**Product Description**  
Wall/Ceiling Liner x 0.5mm


Stock Lengths Metre	Weight per Length Kgs
2.400	0.83
2.700	0.94
3.000	1.04
3.600	1.24



**Product Description**  
Angle 25mm leg x 25mm leg x 90 deg. x 0.8mm

3.000	0.74
3.600	1.03

### Accessories



**Product Description**  
Wall/Ceiling Liner Connector

Qty Per box	Weight per Box Kgs
100	1.35



**Product Description**  
Steel Framing Clip

100	6.90
-----	------

### Bracing Strap & Partition Brace



**Product Description**  
Flat Bracing Strip 70 x 0.7mm

Stock Lengths Metre	Weight per Length Kgs
2.400	0.80

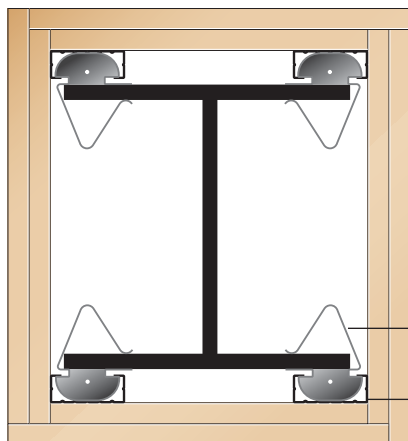


**Product Description**  
Partition Brace 70 x 6 x 0.7mm

2.400	1.08
-------	------

### Column & Beam Encasement

4 sided showing double layer of fire resistant plasterboard



### Column & Beam Encasement

3 sided showing single layer of fire resistant plasterboard

