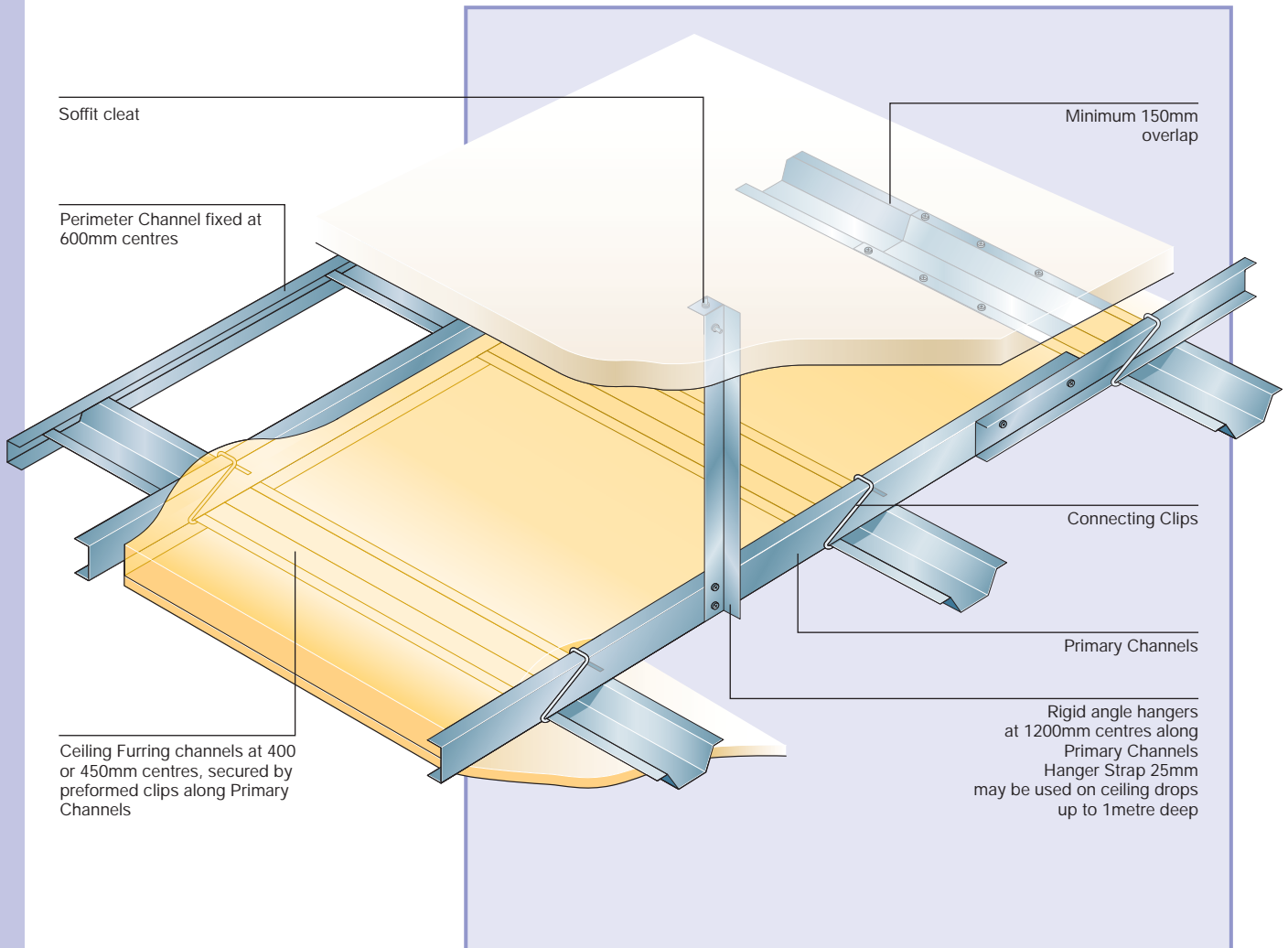


## Ceilings MF System



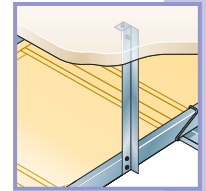
The Speedline MF Suspended System is ideal for commercial and domestic applications, where services are to be accommodated and when upgrading and protecting existing structures. Ceiling height may be varied to accommodate services or ducting, etc. providing a high performance ceiling with sound insulation and fire protection.

The system is compatible with Speedline partitioning systems and is suitable for direct decoration or textured finish. Always suspend heavy loads, such as air ducting, lighting units, etc. directly from structural soffit to avoid loading of the suspension framing and always alienate connecting clips on primary channels.

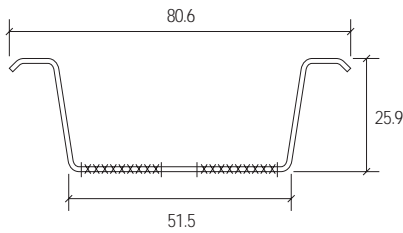
### Benefits

- Easy to cut to length using tin strips
- Mineral wool can be incorporated for thermal or acoustic insulation
- Creates a seamless surface suitable to receive most decorative finishes
- Fits easily together
- Suitable for fixing all types of plasterboard
- Creates void above the ceiling for services
- Improved acoustic performances can be achieved by using Acoustic Hangers

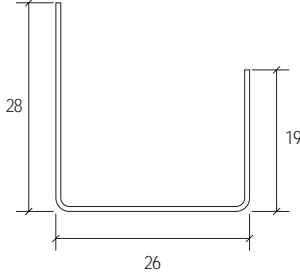
# Ceilings MF System



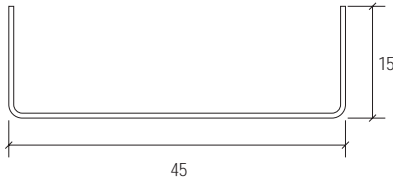
50mm Ceiling Furring



Perimeter Channel



Primary Channel




## Metal Furring System

Product Description	Stock Lengths Metre	Weight per Length Kgs
 50mm Ceiling Furring x 0.5mm	3.600	1.73
 Perimeter Channel x 0.5mm	3.600	1.13
 Primary Channel x 0.7mm	3.600	1.58

## Metal Furring System Accessories

Product Description	Qty per Box	Weight per Box Kgs
 Pre-formed Clips	200	2.00

Product Description	Coil Length	Weight per Box Kgs
 Hanger Strap	25m	3.75

Product Description	Coil Length	Weight per Box Kgs
 Angle	3.000	0.86
	3.600	1.03

 Angle Fixing Bracket	1000	9.00
--	------	------

 Acoustic Hanger 35mm	100	6.00
--	-----	------

 Acoustic Hanger 70mm	100	7.00
--	-----	------

### Metal Furring System Accessories Quick Reference per 100 sq metres

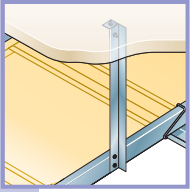
Description	Ceiling Furring spaced at centres of:	
	400m	600m
Ceiling Furring	76 @ 3.6m	67 @ 3.6m
Perimeter Channel	Varies	Varies
Primary Channel @ 1200m crs	24 @ 3.6m	24 @ 3.6m
Angle Hangers	Varies	Varies
Pre-formed Clips	220 no	194 no

**Please note:**  
These figures are for guideline purposes only.

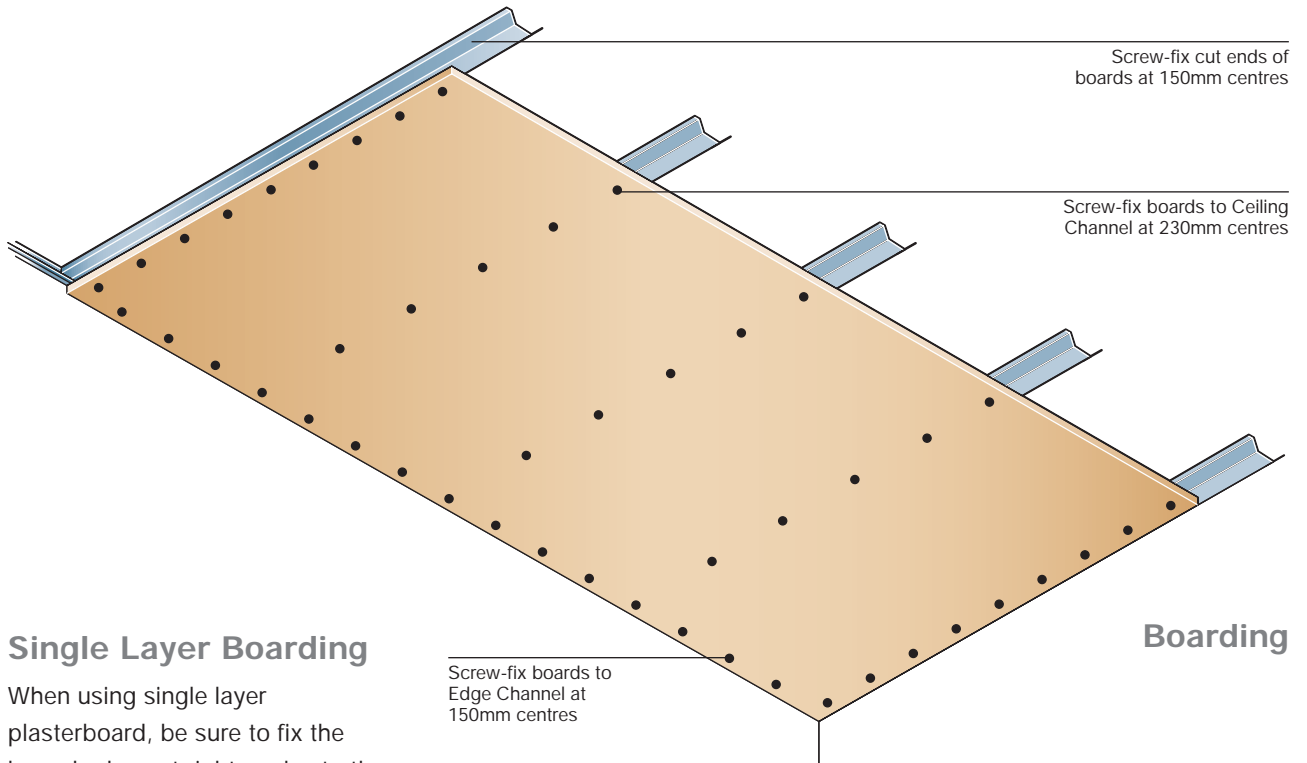
### Imposed Loads

The Speedline metal furring support system can support the following imposed loads – including the weight of the membrane

Suspension point centres mm	Primary Channel centres mm	Maximum load including weight of board Up to kg/m <sup>2</sup>
1200	1200	30
1200	900	40
1200	600	60



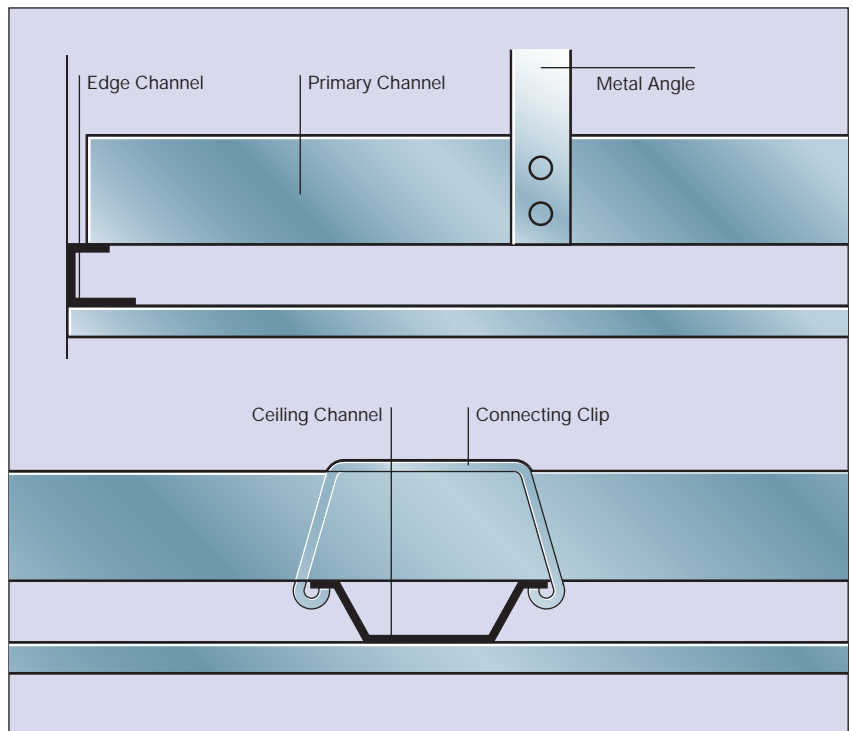
## Ceilings MF System



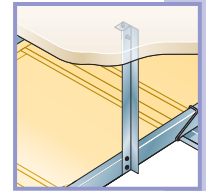
### Single Layer Boarding

When using single layer plasterboard, be sure to fix the bound edges at right angles to the ceiling furring sections and lightly butt adjoining edges. Staggered by half a board length, end joints must occur at the centre of the ceiling furring channel, leaving a gap of up to 3mm between ends of boards. The plasterboard is screw-fixed to the ceiling furring sections of the appropriate length. When using dual layer plasterboard, the first layer is fixed as shown. The second layer should be fixed with all joints staggered in relation to the first layer and screwed to the ceiling furring and edge channels, avoiding the screws used to fix the first layer.

### Ceiling Perimeter



# Ceilings MF System



## MF Ceiling Installations Ceiling Lift

MF Ceiling Installations are becoming increasingly common in the domestic market, primarily in houses and apartments. When they are installed in small rooms with low ceiling voids - particularly where rooms have been well sealed and are airtight - in a minority of cases, movement of the metal components in the ceiling has caused unacceptable noise, typically when doors are opened and closed.

To overcome this problem, in all domestic situations we recommend that the Pre-formed Clip is not used and that the Ceiling Furring Section is attached to the Primary Channel using two self-drilling dry wall pan head screws per connection.

## **NEW** Fire Resistance

Speedline MF Ceiling System has been tested at the Building Research Establishment to BS 476; part 23: 1987. The tests were conducted under steel beams that supported pre-cast concrete slabs and the tests used various densities and brands of fire resistant wallboards.

### Report References

- BRE Test Reference 211722 2003
- BRE Test Reference 236863 2007
- BRE Test Reference 236868 2007

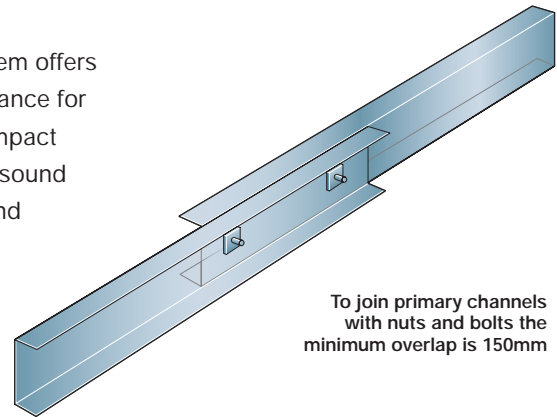
Please contact your nearest sales office for specific details.

A further test has also been conducted to EN 136-2:2000 under a loaded timber floor using 2 layers of 12.5mm fire resistant wallboard with minimum board mass of 10kg/m<sup>2</sup>. The result achieved in test no 224468 is 88 minutes duration of effective protection.

## Sound Insulation

Speedline MF Ceiling System offers excellent acoustic performance for airborne sound (R<sub>w</sub>) and impact (L<sub>nw</sub>) and will improve the sound insulation of both timber and concrete floors.

Results are variable and mainly dependent on the depth of the ceiling void and the type of structure to which the system is fixed.

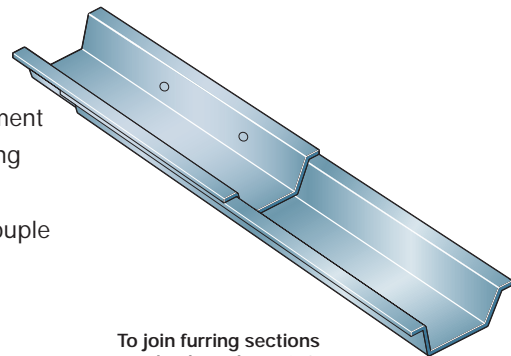


To join primary channels with nuts and bolts the minimum overlap is 150mm

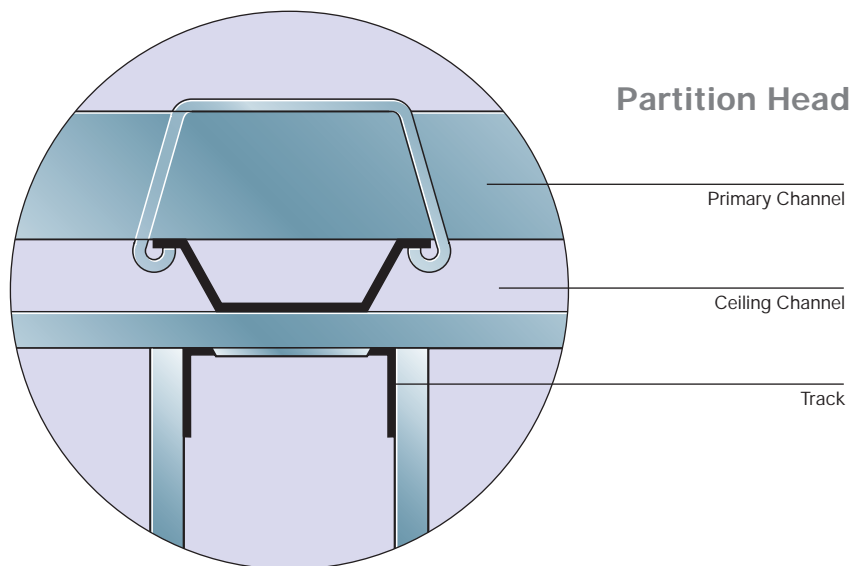
## Acoustic Hangers

The important factors in maximising the improvements are cavity depth, insulation and acoustic hangers.

Considerable sound improvement can be achieved by suspending a Speedline MF System using acoustic hangers which de-couple the floor from the ceiling.



To join furring sections overlap by at least 150mm and either crimp or screw fix both sides in two places



## Partition Head

Primary Channel

Ceiling Channel

Track